













# RoRo -equipment

Type		Name	Link Dia [mm]	Weight [kg/m]	Material	Counter parts	Treatment	Nom. breaking load[kN]		
Link chain		LC-1	13	3.3	High tension steel	Lashing point, trailer, vehicle, chain tensioner	Painted	200		
		LC-2								
				<b>Weight [kg]</b>						
Tension lever		TL-1		5.8		Lashing chain			200	
		TL-2		5.9						
Type	Name	Weight [kg]	Counter parts	Material		Treatment		Nom. breaking load[kN]	Request	
Trailer trestle		TJ-1	150	Trailer		Structural steel; wood beneath		Painted	Compression: 1000	On request: Different height and capacity
Trailer support		TJ-2	45			Structural steel; wood beneath			Compression: 1000	
Wheel chock		TC-2	5	Trailer wheel		Rubber			Integrated handle	
		TC-3	30							
<h2>Lifting adapter and weblashings carlashings</h2>										
Type	Name	Length [m]	Wide [mm]	Weight	Counter parts	Material	Remark			
Lifting adapter		LB-1								
weblashings carlashings		RRE-1	0.5-2	25		Polyester	Other distance on request			
		RRE-2	8	25 / 50 / 75						
Container corner casting		TR,RL, BR,BL,			11.9	Container	Cast steel			