





















RoRo -equipment

Type	Name	Weight [kg]	Counter parts	Material	Treatment	Nom. breaking load[kN]		Remarks	
						Tension	Shear		
Lashing pot		LP-1	3.6	Elephant foot	Steel plate	Shotblasted and primered	360	180	On request
		LP-1A	2.5						
		LP-2	9.8						
		LP-2A	8.6						
		LP-3	7.3						
		LP-5	0.9	Steel plate					
		LP-4	12.5	Hook,jaw, shackle					
Crinkle bar		DR-6	3.5	Hook	45#,Steel plate		50		
D-Rings		DR-3	2.3	Hook,jaw, shackle, chain	Cast steel, steel plate		250		
		DR-3A	5						
		DR-4	0.6						
		DR-5	1						
Chain Tumbuckle		TB-1A-20		Lashing chain, lashing pot,lashing eye	High tensile steel; Lashing bars: forged endfittings	Hot dip galvanized Shindle greased only	200		Various option of endfitting
		TB-1C-20							
		TB-1E-20	6.6						
Securing pads		SP-A	2.65	Lashing chain; Shackle	High tensile steel	Hot dip galvanized	360		
		SP-B	2.2						
		SP-C	1.5						
Shackle		SH-1	0.9	Lashing chain;hook; Securing pads			100		
Hook		S-13	1.75	Lashing chain;hook	anticorrosive		200		