













Fixed fitting

Type	Name	Center to center [mm]	Weight [kg]	Material	Counter parts	Treatment	Nom. breaking load[kN]		Request
							Tension	Shear	
Dovetail foundation		DF-1A (45°)		3.2	Hight tension cast steel	Dovetail twistlock	Shotblasted and primered; other treatment on request	500	Different disrance
		DF-2A (55°)		4.24					
		DF-1B (45°)	203	6.2					
			216	6.8					
			258	7					
		DF-2B (55°)	203	6.56					
258			9						
	DF-3			3			360		
Lashing eye plate		LE-1		1.8	Hight tension cast steel				Different disrance, CC on request; different chamler for welding
		LE-2	different CC on request						
		LEX-1		1.65					
		LEX-2	100/110/...						
D-rings		DR-1		3.64	Hight tension cast steel, Steel plate			500	
		DR-1A		7.6					
		DR-2		2.3					
		DR-1E		12.2					
		DR-1B		9.2	Hight tension cast steel, Steel plate		Hot dip galvanized	500	
		DR-1C		8.6					
DR-1D			9						
Guide fitting		GF-1		Depending on measurement	Steel plate	Container corner casting			Different length, different widht
		GF-2							
		GF-3							
Bottom plating		DP-1		4.2	Steel plate	SC-1B	primered	420	Different length, different widht
		DP-2 / DP-3	203	10.8/9.0					
			216	11.3/9.2					
			258	13/9.76					
DP-4	279	9.7							

We can accept any made to order items based on drawings presented